


# FD40H/45H/50H(mini) DIESEL FORKLIFT



**ZOOMLION ANHUI INDUSTRIAL VEHICLE CO.,LTD**  
 Building 2,NO.11Nanwei Road,High-tech,Development Zone,Wuhu,Anhui,China  
 TEL: 400-8875860  
[www.zoomlionfl.com](http://www.zoomlionfl.com)  
[en.zoomlion.com](http://en.zoomlion.com)



## DIESEL FORKLIFT



The combination of Perkins 1104D-44T engine and transmission makes start stable and smooth,and the output torque can be adjust according to working conditions;



Panel cover on the instrument rack makes the forklift contracted and artistic.



Design of tilt cylinder gives more operation room, and makes operation more comfortable.



New design of suspension brake gives more room for operator' s leg, and makes operation more comfortable.



The diameter of exhaust pipes are increased to 63.5mm to reduce the backpressure.



Double cylinder design for the triplex full free mast greatly increase the view; cabin as option;



## Machine Parameters

Features		FD40H	FD45H	FD50H(mini)
Power	—	diesel	diesel	diesel
Rated Capacity	kg	4000	4500	5000
Center of load	J(mm)	500	500	500
Lifting height	h1(mm)	3000	3000	3000
Free lifting height	h3(mm)	146	146	146
Forks L×W×H	L5×W×T(mm)	1070×150×50	1070×150×50	1070×150×50
Tilt Forward/Backward	-	6/12	6/12	6/12
Min.turning radius	R1(mm)	2860	2860	2860
Min right angle stalking width	Ra(mm)	3325	3325	3325
Min.ground clearance(Mast)	m(mm)	160	160	160
Overhead guard height	h4(mm)	2350	2350	2350
Front overhang	L3(mm)	565	565	565
Rear overhang	L4(mm)	540	540	540
<b>Performance</b>				
Max.traveling speed(loaded)	km/h	20.9	20.9	20.9
Max.lifting speed(loaded/empty)	mm/s	480/630	480/630	480/630
Drawbar pull/Gradeability	kN/%	18/20	18/20	18/20
<b>Size</b>				
Overall length with fork	L1(mm)	4166	4166	4166
Overall width	W1(mm)	1490	1490	1490
Mast lowered height	h2(mm)	2355	2355	2355
Mast extended height	mm	4230	4230	4230
<b>Chassis</b>				
Tire(Front)	—	300-15-18PR	300-15-18PR	300-15-18PR
Tire(Rear)	—	7.00-12-12PR	7.00-12-12PR	7.00-12-12PR
Wheelbase	L2(mm)	2000	2000	2000
Tread width(Front/Rear)	S/P(mm)	1180/1190	1180/1190	1180/1190
Curb weight(Non-load)	kg	6480	6770	7050
<b>Engine</b>				
Battery(Voltage/Capacity)	V/Ah	12/90	12/90	12/90
Engine type	—	1104D-44T	1104D-44T	1104D-44T
Rated power	kw	57.5/2200	57.5/2200	57.5/2200
Rated torque	kw	309/1400	309/1400	309/1400
Displacement	L	4.4	4.4	4.4

## 2-Stage Standard Mast /2-Stage Full Free Mast

Lifting height	Coading capacity			Coading capacity	Mast lowered height		Free lifting height	Masttit Angle f/r
	4T	4.5T	5T		Forks landing	Height with Backrest		
mm	kg	kg	kg	mm	mm	mm	mm	°
3000	4000	4500	5000	3000	2355/ #2395	4257/ #4266	146/ #1178	6/12
3500	4000	4500	5000	3500	2605/ #2645	4757/ #4766	146/ #1428	6/12
4000	4000	4500	4600	4000	2905/ #2945	5257/ #5266	146/ #1728	6/12
4500	3600	4000	4400	4500	3155/ #3195	5757/ #5766	146/ #1978	6/12
5000	3100	3600	4000	5000	3405/ #3445	6257/ #6266	146/ #2228	6/6
5500	2850	3000	3500	5500	3705/ #3745	6757/ #6766	146/ #2528	3/6
6000	2300	2500	2650	6000	3955/ #3995	7257/ #7266	146/ #2778	3/6

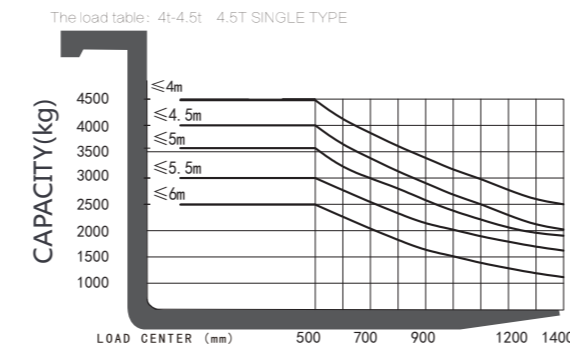
note: 1, #Means 2-stage full free mast ;  
2, Free lifting height without backrest(2-stage full free ): 4T-5T(mini) +376mm ;  
3, Height without backrest. Standard: 4-5T(mini)-420mm, 2-stage full free: 4-5T(mini) -376mm .

## 3-Stage Full Free Mast

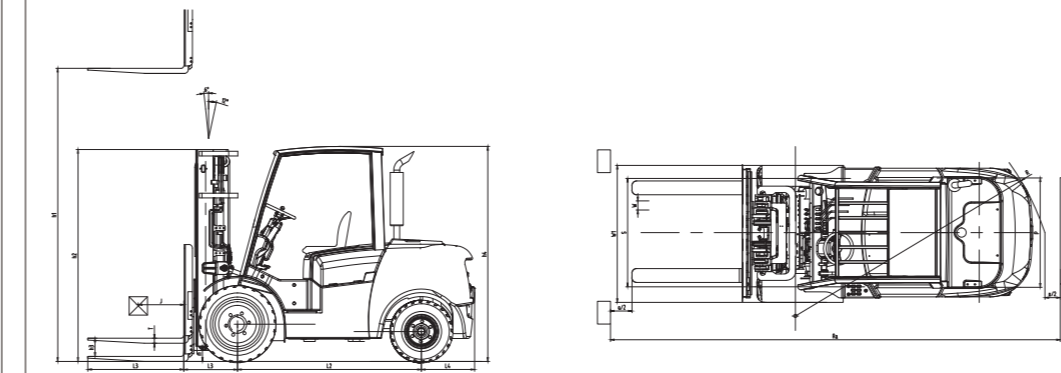
Lifting height	Coading capacity			Forks landing	Mast lowered height		Free lifting height		Masttit Angle f/r
	4T	4.5T	5T		height backrest	height without backrest	height backrest	height without backrest	
mm	kg	kg	kg	mm	mm	mm	mm	mm	°
4000	3900	4400	4800	2230	5257	4882	1000	1388	6/6
4500	3600/*3800	3900/*4400	4200/*4600	2395	5757	5382	1165	1553	6/6
5000	3000/*3300	3600/*4200	3800/*4300	2560	6257	5882	1330	1718	6/6
5500	2750/*3150	2900/*3700	3100/*3900	2725	6757	6385	1500	1888	3/6
6000	2200/*2900	2400/*3200	2600/*3400	2995	7097	6781	1778	2094	3/6

note: \* means double tires .

## Capacity Chart



## Machine 2D graph



## Standard Equipment

- Wideview mast
- Standard fork
- Luxury seat
- Backrest
- Reversing light
- Reversing buzzer
- Rearview mirror
- Light switch
- Overhead guard
- Electric Horn
- 2 piece multi valve
- Rear lamp
- Durable pneumatic tire
- Timer
- Parking brake
- Lifting & tilting handle
- Speed limit valve
- Traction pin
- Headlamp
- Adjustable steering wheel
- Tilt oil passage self-locking valve
- Hydraulic powered steering
- Handle
- Water temperature gauge
- Metal pedal pad
- Combined instrument panel
- Hydraulic oil return filter
- Hydraulic oil intake filter
- Hydraulic oil level gauge
- Oil pressure indicator
- Key switch
- Service brake
- Turning signal
- Toolbox
- Lamp holder
- Neutral indicator
- Tornado air filter

## Options

- Windshield
- Two/three stage full-free mast
- LED Engine flameout device
- Cab
- Heater
- Fire extinguishing muffler
- Solid tyre
- Rotary work alarming light
- Mini fan
- File clip
- Fire extinguisher
- Tilt cylinder dust cover
- Optional painting
- High exhaust
- Exhaust smoke purification muffler
- Engine preheater

## Attachment

- Side shifter
- Fork positioner
- Hinged fork
- Carpet boom
- Extended fork
- Fork cover
- Lifting boom
- Paper roll clamp
- Bale clamp
- rotator
- barrel clamp

## Specification of Optional Engine

Model	Rated Power/Speed	Rated torque	Displacement
-	(kW/r.p.m)	(N · m/r.p.m)	(L)
Mitsubishi S6S	52/2300	248/170	4.994