

FD15/18 Z-Y

DIESEL FORKLIFT



ZOOMLION ANHUI INDUSTRIAL VEHICLE CO.,LTD
 Add: No.2 Nanwei Road,Area of high-tech Development Zone,Wuhu,Anhui Province,P.R.China
 Post: 241002 TEL: +86-0553-3020213 Website: www.zoomlionfl.com


Diesel Forklift




Well-designed pipe and joint,which adapt each other and makes the hydraulic system stable and machine durable.



The overhead guard is made by press welding,with 5 transparent plastic cover to make sure rainproof and good view.




The optimized operation lever layout, the new operation handle, and the spacious operating space, further enhance the operation comfortable.




In the hydraulic pipeline, the rubber tube and the joint adopt the conical surface seal form, the sealing effect is good, the long-term use will not seep the oil.



Spacious upper and lower pedal and driving space can reduce leg operation fatigue.



The design of combined switch with double handle of car is more simple and convenient.



Good design with buffer in lifting system will effectively reduce the vibration of mast.



A new muffler installation structure is adopted to reduce the vibration and noise of the whole vehicle.

Machine Parameters

Features	FD15Z	FD18Z
Power	—	Diesel engine
Rated Capacity	kg	1500
Center of load	J(mm)	500
Lifting height	h1(mm)	3000
Free lifting height	h3(mm)	130
Forks L×W×H	L5×W×T(mm)	920×100×35
Tilt Forward/Backward	-	6/12
Min.turning radius	R1(mm)	2060
Min right angle stalking width	Ra(mm)	3780
Min.ground clearance(Mast)	m(mm)	105
Overhead guard height	h4(mm)	2040
Front overhang	L3(mm)	400
Rear overhang	L4(mm)	450
Performance		
Max.traveling speed(loaded)	km/h	14.5
Max.lifting speed(loaded/empty)	mm/s	460/500
Drawbar pull/Gradeability	kN/%	16/20
Size		
Overall length with fork	L1(mm)	3170
Overall width	W1(mm)	1086
Mast lowered height	h2(mm)	1990
Mast extended height	mm	4025
Chassis		
Tire(Front)	—	6.5-10-10PR
Tire(Rear)	—	5.00-8-10PR
Wheelbase	L2(mm)	1400
Tread width(Front/Rear)	S/P(mm)	890/920
Curb weight(Non-load)	kg	2680
Engine		
Battery(Voltage/Capacity)	V/Ah	12/90
Engine type	—	4B4-45V32
Rated power	kw	32/2600
Rated torque	kw	138/1950
Displacement	L	2.27

2-Stage Standard Mast

Lifting height	Coading capacity		Mast lowered height		Masttilt Angle f/r
	1.5T	1.8T	1.5T-1.8T	1.5T-1.8T	
	Single tire	Single tire	Forks landing	Height with Backrest	
mm	kg	kg	mm	mm	°
2000	1500	1800	1490	3025	6/12
2500	1500	1800	1740	3525	6/12
3000	1500	1800	1990	4025	6/12
3300	1500	1800	2140	4325	6/12
3500	1500	1800	2240	4525	6/12
3700	1500	1800	2340	4725	6/12
4000	1500	1800	2540	5025	6/12
4500	1300	1400	2790	5525	6/6 *6/12
5000	950/*1150	1150/*1350	3040	6025	6/6 *6/6
5500	*1000	*1050	3340	6525	*3/6
6000	*650	*850	3590	7025	*3/6

Remark:* means double tires

2-Stage Full Free Mast

Lifting height	Coading capacity		Mast lowered height		Free lifting height	Masttilt Angle f/r
	1.5T	1.8T	1.5T-1.8T	1.5T-1.8T		
	Single tire	Single tire	Forks landing	Height with Backrest	Height with Backrest	°
mm	kg	kg	kg	kg	kg	°
2000	1500	1800	1490	3035	495	6/12
2500	1500	1800	1740	3535	745	6/12
3000	1500	1800	1990	4035	995	6/12
3300	1500	1800	2140	4335	1145	6/12
3500	1500	1800	2240	4535	1245	6/12
3700	1500	1800	2340	4735	1345	6/12
4000	1500	1800	2540	5035	1545	6/12

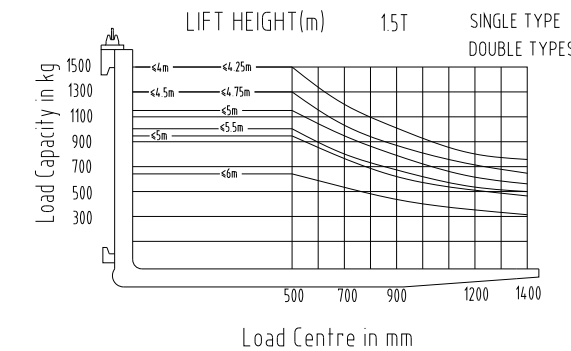
Remark: Not to take the largest rise in the shelf:3T-3.5T - 580mm
Free lifting height of the shelf:3T-3.5T + 580mm

3-Stage Full Free Mast

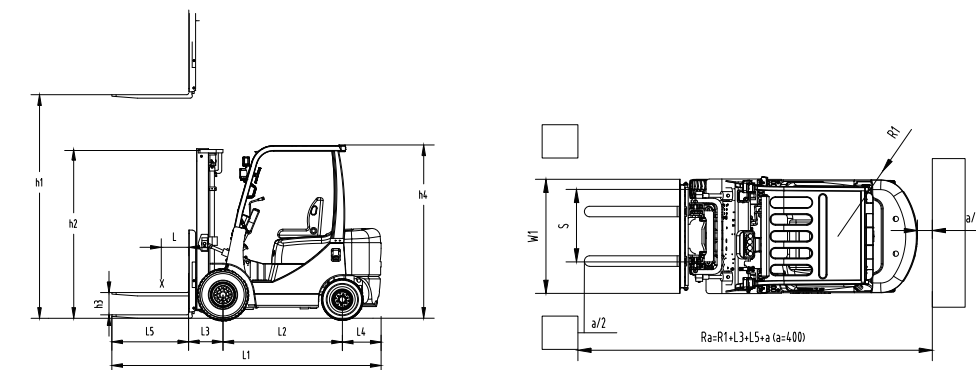
Lifting height	Coading capacity		Mast lowered height		Free lifting height	Masttilt Angle f/r
	1.5T	1.8T	1.5T-1.8T	1.5T-1.8T		
	Single tire	Single tire	Forks landing	Height with Backrest	Height with Backrest	°
mm	kg	kg	kg	kg	kg	°
3600	1500	1800	1725	4590	730	6/6
4000	1300	1800	1860	4990	865	6/6
4350	1200/*1300	1450	1975	5340	980	6/6
4500	1200/*1250	1350	2025	5490	1030	6/6
4800	1100/*1200	1250	2125	5790	1130	6/6
5000	1000/*1100	1150	2195	5990	1200	6/6
5500	*1000	*1000	2415	6490	1420	*3/6
6000	*650	*850	2575	6990	1590	*3/6

Remark: Not to take the largest rise in the shelf:3T-3.5T - 588mm
Free lifting height of the shelf:3T-3.5T + 588mm
* means double tires

Capacity Chart



Machine 2D Graph



Standard Equipment

- Wideview mast
- Standard fork
- Suspension seat
- Backrest
- Reversing buzzer
- Rearview mirror
- Overhead guard
- Electric Horn
- 2 piece multi valve
- Oil meter
- Durable pneumatic tire
- Load sensor
- Protective net
- Timer
- Parking brake
- Lifting & tilting handle
- Speed limit valve
- Traction pin
- Auto engine preheating system
- Adjustable steering wheel
- Tilt oil passage self-locking valve
- Hydraulic powered steering
- Handle
- Water temperature gauge
- Rubber pedal pad
- Lifting oil buffer valve
- Hydraulic oil return filter
- Transmission oil filter core
- Hydraulic oil level gauge
- Oil pressure indicator
- Engine key flameout
- Gas ejector hood lock
- Air filter plugging alarm
- Toolbox
- Lamp holder
- Neutral indicator
- Tornado air filter

Options

- Windshield
- Two/three stage full-free mast
- Double air filter
- Fork sleeve
- Double tires and extended devices
- Fire extinguishing muffler
- Solid tyre
- Rotary work alarming light
- Fan
- Oil bath double air filter
- Optional painting
- Purifying muffler
- Roof shield rain proof cover
- LED lights
- Luxury seat

Specification of Optional Engine

Model	Rated Power/Speed	Rated torque	Displacement
-	(kW/r.p.m)	(N · m/r.p.m)	(L)
Xinchai engine 4N23G31	30/2600	131/1700-1900	2.27
Quanchai engine 4B4-45V32	32/2600	132/1900	2.27
4TNE92-HRJ	32.8/2500	135.4-149.4	2.659
NISSAN K21	27.8/2600	143/1600	2.065
Guangqing engine 491	36/2400	155/1800	2.065
C240	24.3/2500	137.7/1800	2.369